

**HASIL UJI NORMALITAS
PENGETAHUAN**

Case Processing Summary

	Cases					
	Valid		Missing		Total	
	N	Percent	N	Percent	N	Percent
Skor Pengetahuan	153	100.0%	0	0.0%	153	100.0%

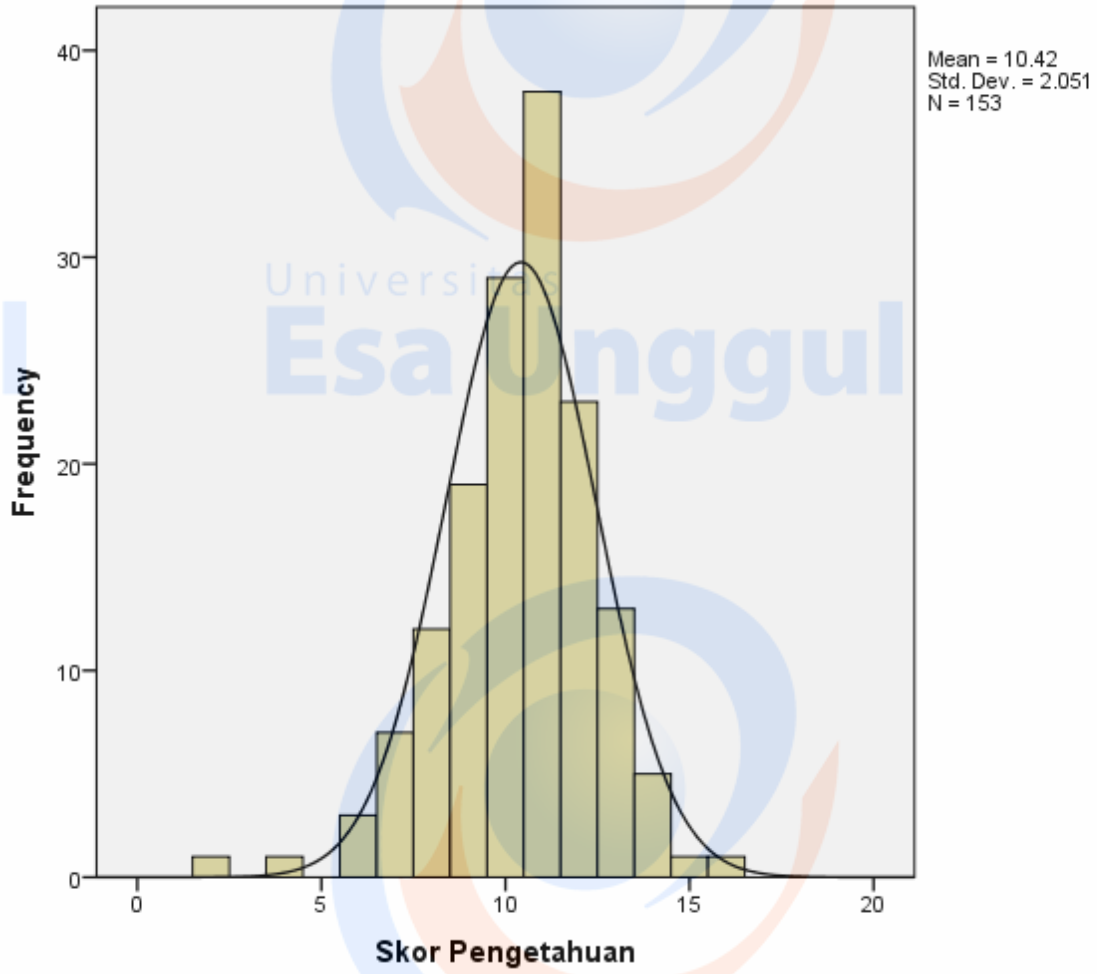
Descriptives

		Statistic	Std. Error
Skor Pengetahuan	Mean	10.42	.166
	95% Confidence Interval for Mean	Lower Bound	10.09
		Upper Bound	10.75
	5% Trimmed Mean	10.47	
	Median	11.00	
	Variance	4.205	
	Std. Deviation	2.051	
	Minimum	2	
	Maximum	16	
	Range	14	
	Interquartile Range	3	
	Skewness	-.621	.196
	Kurtosis	1.687	.390

Tests of Normality

	Kolmogorov-Smirnov ^a			Shapiro-Wilk		
	Statistic	df	Sig.	Statistic	df	Sig.
Skor Pengetahuan	.141	153	.000	.956	153	.000

a. Lilliefors Significance Correction



Universitas
Esa Unggul

Universitas
Esa Unggul

SIKAP

Case Processing Summary

	Cases					
	Valid		Missing		Total	
	N	Percent	N	Percent	N	Percent
Skor Sikap	153	100.0%	0	0.0%	153	100.0%

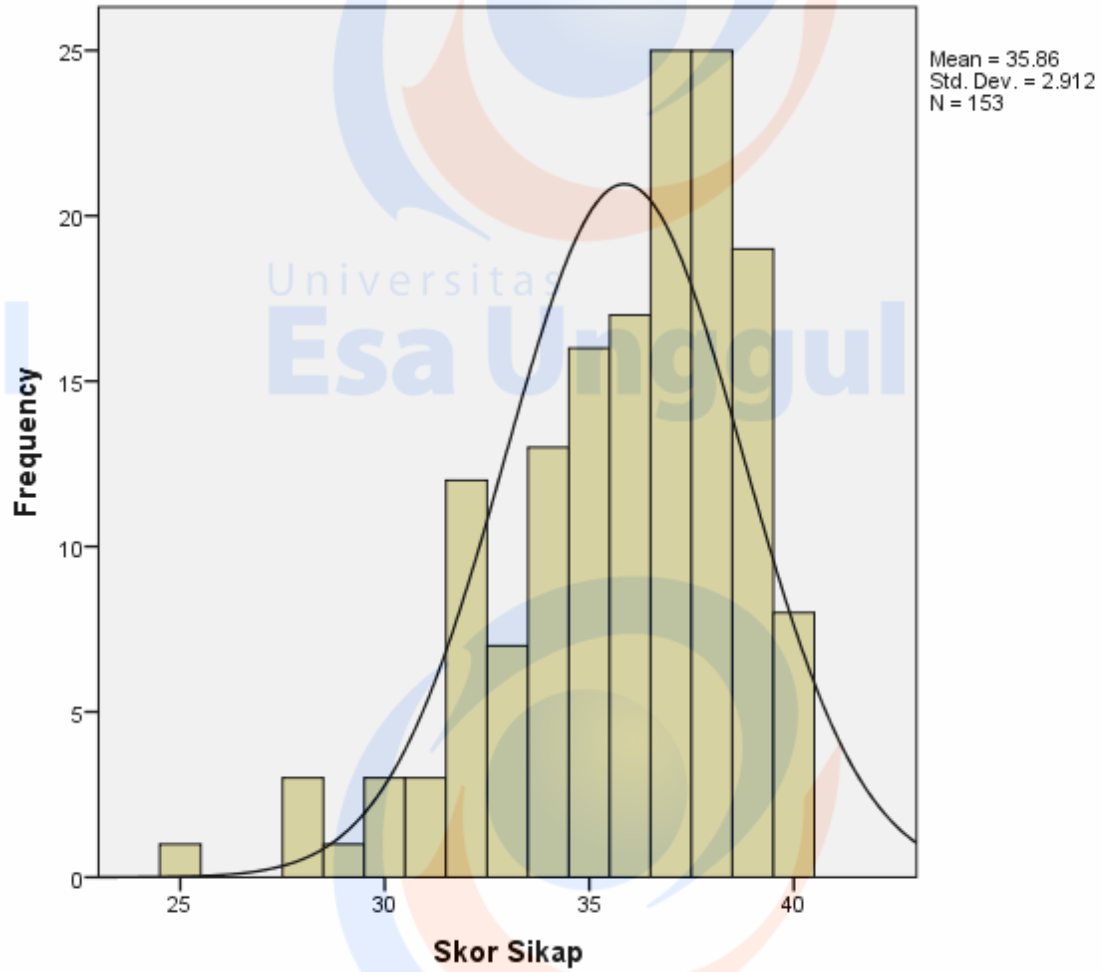
Descriptives

		Statistic	Std. Error
Skor Sikap	Mean	35.86	.235
	95% Confidence Interval for Mean		
	Lower Bound	35.39	
	Upper Bound	36.32	
	5% Trimmed Mean	36.04	
	Median	37.00	
	Variance	8.479	
	Std. Deviation	2.912	
	Minimum	25	
	Maximum	40	
	Range	15	
	Interquartile Range	4	
	Skewness	-.946	.196
	Kurtosis	.823	.390

Tests of Normality

	Kolmogorov-Smirnov ^a			Shapiro-Wilk		
	Statistic	df	Sig.	Statistic	df	Sig.
Skor Sikap	.156	153	.000	.928	153	.000

a. Lilliefors Significance Correction



DUKUNGAN KELUARGA

Case Processing Summary

	Cases					
	Valid		Missing		Total	
	N	Percent	N	Percent	N	Percent
Skor Dukungan Keluarga	153	100.0%	0	0.0%	153	100.0%

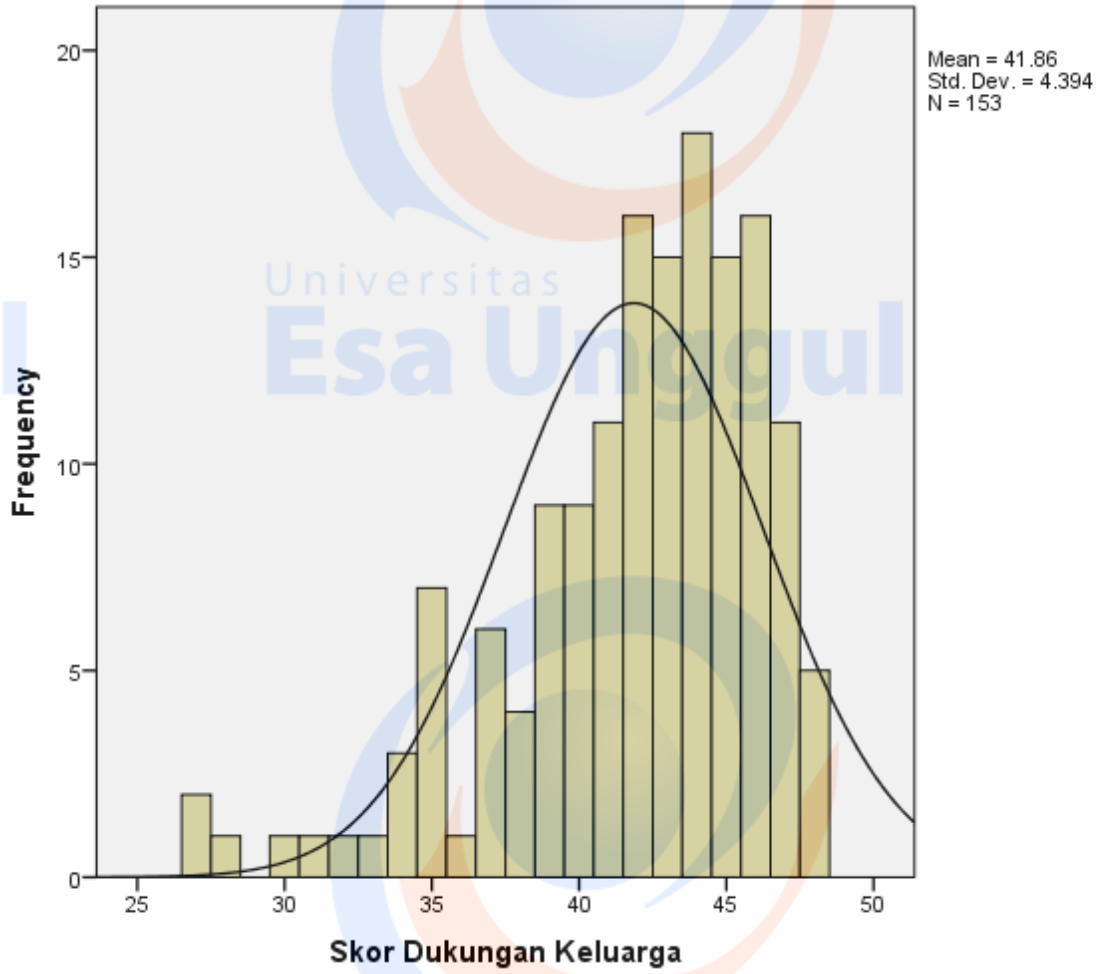
Descriptives

		Statistic	Std. Error
Skor Dukungan Keluarga	Mean	41.86	.355
	95% Confidence Interval for Mean		
	Lower Bound	41.15	
	Upper Bound	42.56	
	5% Trimmed Mean	42.19	
	Median	43.00	
	Variance	19.308	
	Std. Deviation	4.394	
	Minimum	27	
	Maximum	48	
	Range	21	
	Interquartile Range	5	
	Skewness	-1.136	.196
	Kurtosis	1.308	.390

Tests of Normality

	Kolmogorov-Smirnov ^a			Shapiro-Wilk		
	Statistic	df	Sig.	Statistic	df	Sig.
Skor Dukungan Keluarga	.141	153	.000	.913	153	.000

a. Lilliefors Significance Correction



MOTIVASI

Case Processing Summary

	Cases					
	Valid		Missing		Total	
	N	Percent	N	Percent	N	Percent
Skor Motivasi	153	100.0%	0	0.0%	153	100.0%

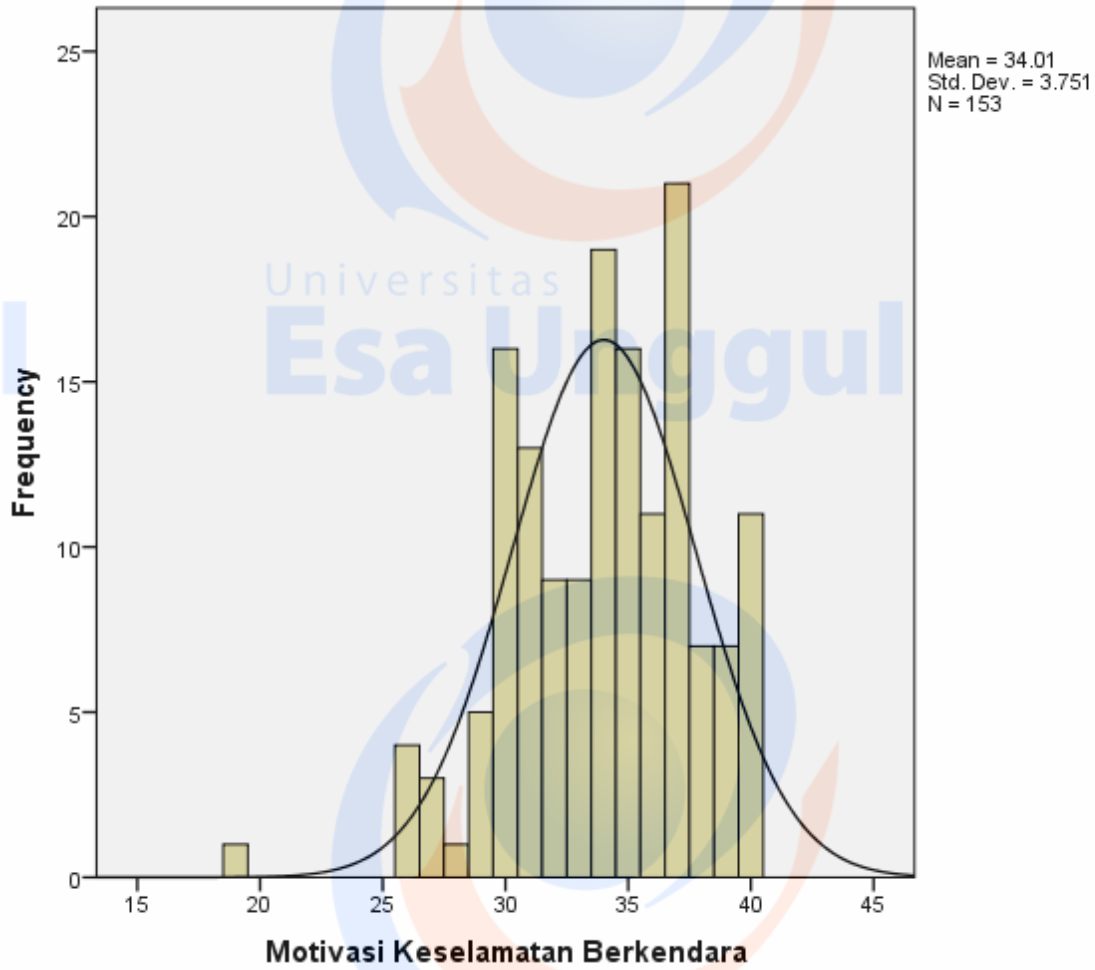
Descriptives

		Statistic	Std. Error
Skor Motivasi	Mean	34.01	.303
	95% Confidence Interval for Mean	Lower Bound	33.41
		Upper Bound	34.61
	5% Trimmed Mean	34.15	
	Median	34.00	
	Variance	14.072	
	Std. Deviation	3.751	
	Minimum	19	
	Maximum	40	
	Range	21	
	Interquartile Range	6	
	Skewness	-.558	.196
	Kurtosis	.616	.390

Tests of Normality

	Kolmogorov-Smirnov ^a			Shapiro-Wilk		
	Statistic	df	Sig.	Statistic	df	Sig.
Skor Motivasi	.101	153	.001	.961	153	.000

a. Lilliefors Significance Correction



PERILAKU

Case Processing Summary

	Cases					
	Valid		Missing		Total	
	N	Percent	N	Percent	N	Percent
Skor Perilaku	153	100.0%	0	0.0%	153	100.0%

Descriptives

		Statistic	Std. Error
Skor Perilaku	Mean	49.07	.422
	95% Confidence Interval for Mean		
	Lower Bound	48.24	
	Upper Bound	49.91	
	5% Trimmed Mean	49.13	
	Median	50.00	
	Variance	27.238	
	Std. Deviation	5.219	
	Minimum	37	
	Maximum	59	
	Range	22	
	Interquartile Range	8	
	Skewness	-.159	.196
	Kurtosis	-.564	.390

Tests of Normality

	Kolmogorov-Smirnov ^a			Shapiro-Wilk		
	Statistic	df	Sig.	Statistic	df	Sig.
Skor Perilaku	.074	153	.040	.981	153	.035

a. Lilliefors Significance Correction

